

Population of the World

UNIT-2

- ❑ Introduction
- ❑ World Population Milestones
- ❑ Population by Continents
- ❑ Most Populous Countries
- ❑ U.P.'s New Population Policy
- ❑ Population Trends & Issues
- ❑ Conclusion

jagdishgeo@gmail.com



DR. JAGDISH CHAND

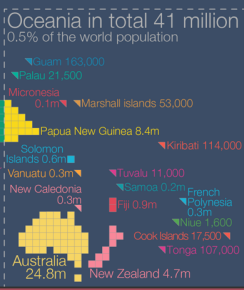
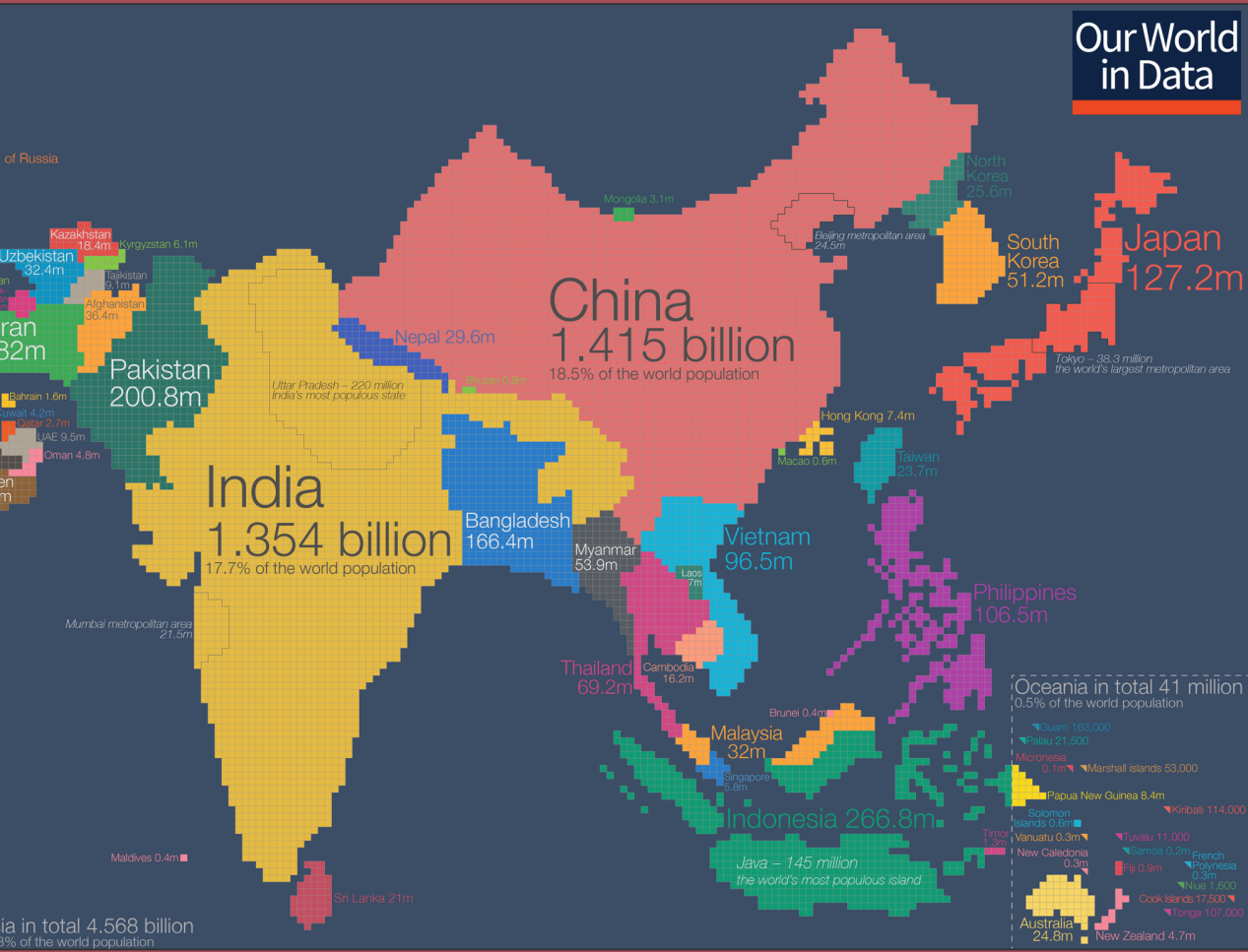
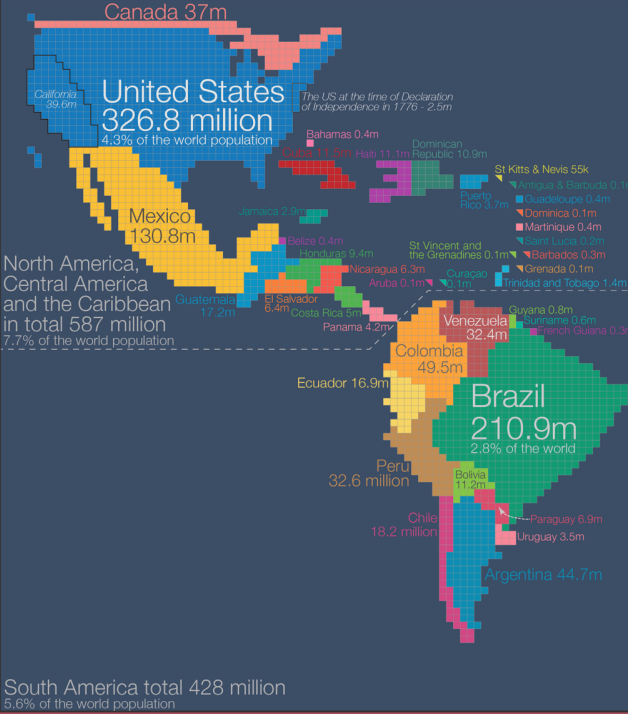
*Asst. Prof. Geography
Govt. College Sangrah*

- ❑ It is estimated that the world population reached one billion for the first time in 1804.
- ❑ It was another 123 years before it reached two billion in 1927, but it took only 33 years to reach three billion in 1960.
- ❑ Thereafter, the global population reached four billion in 1974, five billion in 1987, six billion in 1999 and, according to the United States Census Bureau, seven billion in March 2012.
- ❑ The United Nations, however, estimated that the world population reached seven billion in October 2011.
- ❑ According to current projections, the global population will reach eight billion by 2024, and is likely to reach around nine billion by 2042.
- ❑ Alternative scenarios for 2050 range from a low of 7.4 billion to a high of more than 10.6 billion.

World Population in 2018

The country's size in this map represents the size of the population. Each square represents 500,000 people. All 15,266 squares show where the world's 7.633 billion people live.

by Max Roser for OurWorldinData.org – the free online publication that presents the data and research on how the world is changing. Population data from the UN Population Division. Version 2 (September 2018). Licensed under CC-BY-SA.



- ❑ Projected figures vary depending on underlying statistical assumptions and the variables used in projection calculations, especially the fertility variable.
- ❑ Long-range predictions to 2150 range from a population decline to 3.2 billion in the "low scenario", to "high scenarios" of 24.8 billion.
- ❑ One extreme scenario predicted a massive increase to 256 billion by 2150, assuming the global fertility rate remained at its 1995 level of 3.04 children per woman; however, by 2010 the global fertility rate had declined to 2.52.
- ❑ There is no estimation for the exact day or month the world's population surpassed one or two billion.
- ❑ The points at which it reached three and four billion were not officially noted, but the International Database of the United States Census Bureau placed them in July 1959 and April 1974 respectively.
- ❑ The United Nations did determine, and commemorate, the "Day of 5 Billion" on 11 July 1987, and the "Day of 6 Billion" on 12 October 1999. The Population Division of the United Nations declared the "Day of 7 Billion" to be 31 October 2011.

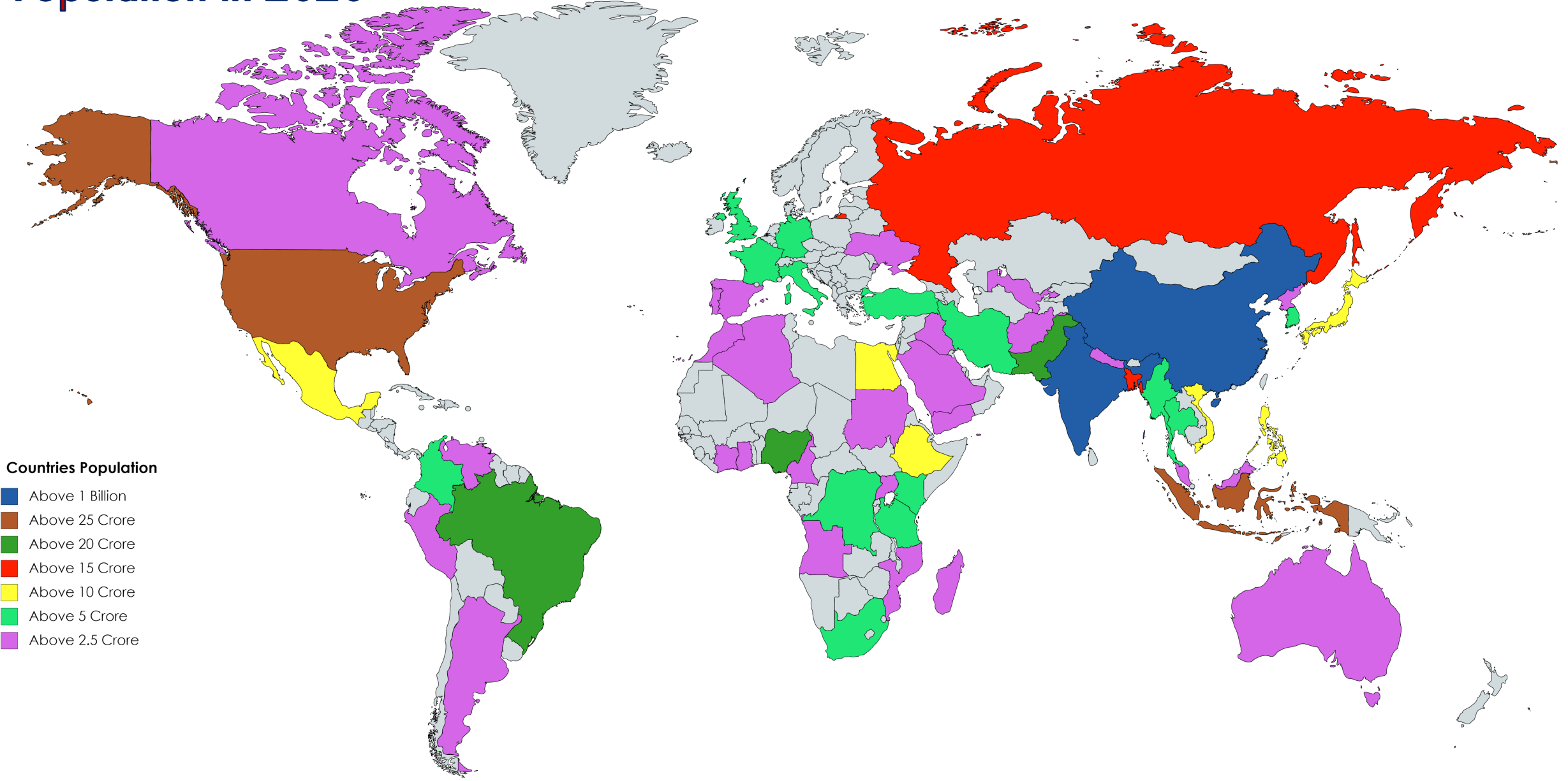
World population milestones in billions (Worldometers estimates)

Population	1	2	3	4	5	6	7	8	9	10
Year	1804	1927	1960	1974	1987	1999	2011	2023	2037	2056
Years elapsed	—	123	33	14	13	12	12	12	14	20

Population by continent (2020 estimates)

Continent	Density (inhabitants/km ²)	Population (millions)	Most Populous Country	Most populous city (metropolitan area)
Asia	104.1	4,641	1,439,323,000- China	37,393,000/13,929,000 – Greater Tokyo Area/Tokyo Metropolis
Africa	44.4	1,340	206,139,000 – Nigeria	20,900,000 – Cairo
Europe	73.4	747	145,934,000 – Russia; approx. 110 million in Europe	16,855,000/12,537,000 – Moscow metropolitan area/Moscow
Latin America	24.1	653	212,559,000 – Brazil	22,043,000/12,176,000 – São Paulo Metro Area/São Paulo City
Northern America	14.9	368	331,002,000 – United States	23,724,000/8,323,000 – New York metropolitan area/New York City
Oceania	5	42	25,499,000 – Australia	4,925,000 – Sydney
Antarctica	~0	0.004	N/A	1,258 – McMurdo Station

Population in 2020



Countries Population

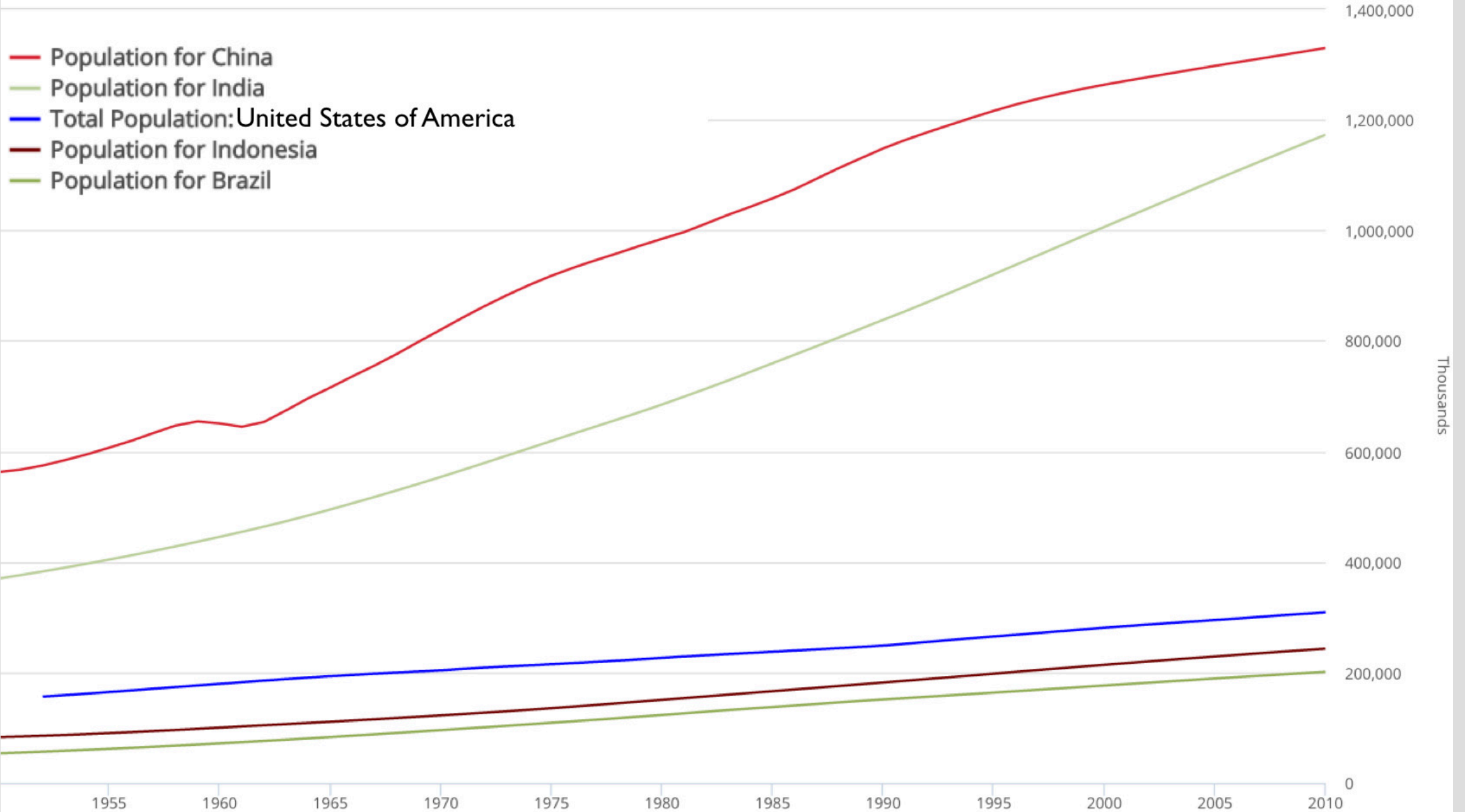
- Above 1 Billion
- Above 25 Crore
- Above 20 Crore
- Above 15 Crore
- Above 10 Crore
- Above 5 Crore
- Above 2.5 Crore

10 most populous countries

Rank	Country	Population	% of world	Date
1	China	1,409,420,840	17.9%	24 Aug 2021
2	India	1,381,028,839	17.5%	24 Aug 2021
3	United States	332,243,450	4.21%	24 Aug 2021
4	Indonesia	269,603,400	3.42%	1 Jul 2020
5	Pakistan	220,892,331	2.80%	1 Jul 2020
6	Brazil	213,582,930	2.71%	24 Aug 2021
7	Nigeria	206,139,587	2.61%	1 Jul 2020
8	Bangladesh	171,235,554	2.17%	24 Aug 2021
9	Russia	146,748,590	1.86%	1 Jan 2020
10	Mexico	127,792,286	1.62%	1 Jul 2020

Approximately 4.45 billion people live in these ten countries, representing around 57% of the world's population as of September 2020.

Top 5 Most Populous Countries



जनसंख्या के वितरण को प्रभावित करने वाले कारक

- भूमध्यसागरीय क्षेत्र अपनी सुखद जलवायु के कारण इतिहास में प्रारंभिक काल से आबाद थे
- जिन क्षेत्रों में उपजाऊ दोमट मिट्टी है, उन पर रहने वाले लोगों की संख्या अधिक है क्योंकि ये गहन कृषि का समर्थन कर सकते हैं
- गंगा के मैदान दुनिया के सबसे घनी आबादी वाले क्षेत्रों में से हैं, जबकि हिमालय के पर्वतीय क्षेत्र बहुत अधिक आबादी वाले हैं
- पानी का उपयोग पीने, स्नान और खाना पकाने के लिए किया जाता है - और मवेशियों, फसलों, उद्योगों और नेविगेशन के लिए भी कई उद्योगों की उपस्थिति के कारण जापान का कोबे-ओसाका क्षेत्र घनी आबादी में है।
- कुशल और अर्ध-कुशल श्रमिक इन क्षेत्रों में जाते हैं और उन्हें घनी आबादी वाले बनाते हैं। अफ्रीका में कटंगा ज़ाम्बिया कॉपर बेल्ट ऐसा ही एक अच्छा उदाहरण है।

जनसंख्या वृद्धि में रुझान

- लगभग 8,000 से 12,000 साल पहले कृषि के विकास और शुरूआत के बाद, जनसंख्या का आकार छोटा था - लगभग 8 मिलियन।
- पहली शताब्दी में - 300 मिलियन से नीचे था
- लगभग 1750 - औद्योगिक क्रांति - 550 मिलियन
- पिछले 500 सौ वर्षों में मानव जनसंख्या दस गुना से अधिक बढ़ गई।
- बीसवीं सदी में ही जनसंख्या में चार गुना वृद्धि हुई है।
- प्रत्येक वर्ष लगभग 80 मिलियन लोगों को जोड़ा जाता है।
- भाप इंजन ने मानव और पशु ऊर्जा को प्रतिस्थापित किया और पानी और हवा की यंत्रिकृत ऊर्जा भी प्रदान की
- महामारी और अन्य संचारी रोगों के खिलाफ टीकाकरण, चिकित्सा सुविधाओं में सुधार और स्वच्छता ने दुनिया भर में मृत्यु दर में तेजी से गिरावट के लिए योगदान दिया।
- मानव आबादी को एक अरब अंक प्राप्त करने में एक मिलियन से अधिक वर्षों का समय लगा। लेकिन 5 बिलियन से 6 बिलियन तक बढ़ने में केवल 12 साल लगे

- ❑ In 1989, the **United Nations Development Programme (UNDP)** recommended that 11th July be observed by the international community as **World Population Day**, a day to focus attention on the urgency and importance of population issues.
- ❑ UNDP was inspired by the public interest and awareness that was created by **"Five Billion Day"** on **11th July 1987** when the world's population reached 5 billion.
- ❑ A resolution to the effect was passed, and the day was first marked on **11th July, 1990**.

□ **The United Nations Population Fund (UNFPA)** was created in 1969, the same year the United Nations General Assembly declared “parents have the exclusive right to determine freely and responsibly the number and spacing of their children.

□ **Theme 2021: Rights and Choices are the Answer:** Whether baby boom or bust, the solution to shifting fertility rates lies in prioritising all people’s reproductive health and rights.

□ U.P's New Population Policy:

• Recently, Uttar Pradesh (UP) unveiled its New Population Policy 2021-30, on the occasion of World Population Day (11th July).

- The policy proposes five key targets: population control; ending curable maternal mortality and illnesses; ending curable infant mortality and ensuring betterment in their nutrition status; betterment of sexual and reproductive health-related information and facilities among the youth; and care of elders.
- The UP government's law commission has also prepared a population control bill, under which a two-child norm will be implemented and promoted.
- As per the draft, violation of the policy is penalised with measures such as barring for elections and abidance is rewarded with measures such as promotion in jobs, subsidy etc.

□ Population Trends & Issues

World Population:

About:

- ✓ World's population stands at about 7.7 billion, and it's expected to grow to around 8.5 billion in 2030, 9.7 billion in 2050, and 10.9 billion in 2100.

Reason for Growth:

- ✓ This dramatic growth has been driven largely by increasing numbers of people surviving to reproductive age, and has been accompanied by major changes in fertility rates, increasing urbanization and accelerating migration.
- ✓ These trends will have far-reaching implications for generations to come.

Affected Areas:

- ✓ They affect economic development, employment, income distribution, poverty and social protections.
- ✓ They also affect efforts to ensure universal access to health care, education, housing, sanitation, water, food and energy.

□ India's Population Related Issues:

Large Size:

- India has just 2% of the world's landmass and 16% of the global population.
- It has been reported that India will soon surpass China's population (Country with largest population).

Fast Growth:

- Mismatch in birth and death rate resulted in faster growth of population in the past few decades.
- However, India's Total Fertility Rate (TFR) is declining. It is now 2.2 per woman, nearing the replacement rate of 2.1, according to the latest government data.
- TFR indicates the average number of children expected to be born to a woman during her reproductive span of 15-49 years.

❑ Education and Population Growth:

- Poverty and illiteracy contribute immensely to the population explosion.
- Recent data shows that the overall literacy rate in the country is about 77.7%.
- At the all-India level, the male literacy rate is higher at 84.7% compared to 70.3% among women.
- Children in rural areas are considered as assets, who will take care of parents at old age, also more children mean more earnings.
- The level of female education has a direct impact on fertility, as it is evidenced that the fertility rate of illiterate women tends to be higher than those who are literate.
- Lack of education prevents women from having full knowledge about the use of contraceptives, of the consequences of frequent childbirth.

❑ Unemployment:

- High youth unemployment in India is turning demographic dividend into a demographic disaster for India.
- This youth potential is often referred to as the 'demographic dividend' which means that if the youth available in the country are equipped with quality education and skills training, then they will not only get suitable employment but can also contribute effectively towards the economic development of the country.

□ Way Forward

- Family planning is an effective tool to ensure a stable rise in the population. The **government at all levels- Union, State and Local, citizens, civil societies as well as the businesses must take the onus to promote awareness** and advocate the sexual and reproductive rights of women and encourage the use of contraception.
- There is a **need for well-researched planning and implementation** on how to harness the population growth for the maximum economic benefit of the society and country.
- In order to have a better future for all on a healthy planet, attainment of the **Sustainable Development Goals (SDGs)** related to poverty, gender equality, economic growth among others is critical.